

Important information - safety

General information

Read this installation guide and the safety instructions carefully before installing this Somfy product. All the instructions given must be followed closely and this guide must be stored in a safe place throughout the service life of your product.

These instructions describe how to install and commission this product.

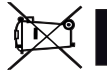
Any installation or use outside the field of application specified by Somfy is forbidden.

This invalidates the warranty and discharges Somfy of all liability, as does any failure to comply with the instructions given herein. Somfy cannot be held responsible for any changes in standards which come into effect after the publication of these instructions.

General safety instructions

- This product is not designed to be used by persons (including children) whose physical, sensory or mental capacity is impaired, or persons with little experience or knowledge, unless they are under supervision or have received instructions on using this product by a person responsible for their safety.
- Do not let children play with this product.
- Do not immerse the product in liquid.
- Do not drop, drill or dismantle this equipment, as this will invalidate the warranty.
- Do not expose this equipment to high temperatures or leave it in direct sunlight.

Recycling



Do not dispose of this product with the household waste. Please take it to a collection point or an approved centre to ensure it is recycled correctly.



Ensure batteries are separated from other types of waste and are recycled via your local recycling centre.

Contents of kit

Description	Qty	Description	Qté
Détecteur de fumée connecté	1	3V batteries (CR123)	1
9V batteries (6LR61)	1	Screw kit	1

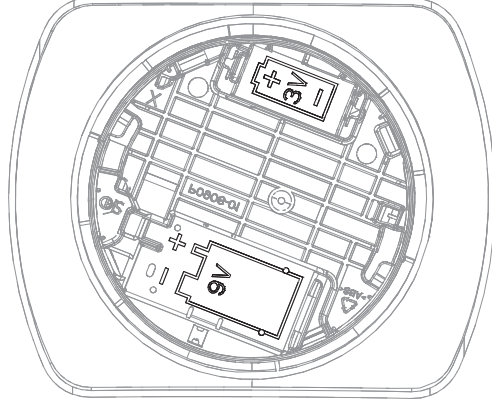
Installation

Inserting the batteries

Insert the 9V and 3V batteries in their respective locations.

The Détecteur de fumée connecté cannot operate without batteries. Therefore, you must insert the batteries correctly

- pole on the + side and
- pole on the - side).



Testing the product

Test the Détecteur de fumée connecté by pressing the test button on the cover for 2 seconds. If the electronic circuit, the siren and the battery are operating correctly, a beep sounds.

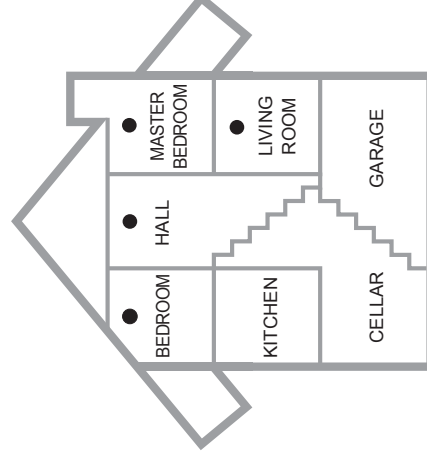
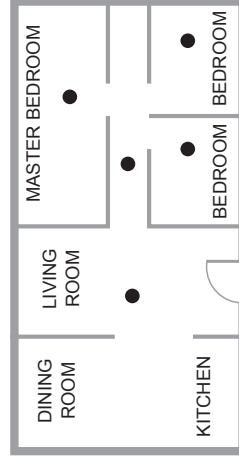


If no beep sounds, the device has a defective battery or other fault.

Install the Détecteur de fumée connecté :

- On each floor.
- In each bedroom.
- In rooms which are frequently used and too far away to hear an audible signal.
- Outside unused rooms, e.g. boiler rooms.

It must **NOT** be installed in lofts or garages under construction.



Do not install the Détecteur de fumée connecté :

- Outside
- In a location where it is difficult to hear the alarm (room with closed door)
- In a location where it is difficult to access the detector, in particular to carry out tests
- In a location where the temperature is below 4 °C or above 45 °C
- In a location where the humidity is below 10% or above 95% (bathroom, kitchen, laundry room, etc.)
- In a location affected by large and/or rapid variations in temperature, pressure or humidity
- In a location where the detector is exposed to direct sunlight
- In a dusty or dirty location (garage, workshop, etc.)
- In a location infested with insects
- In a location where smoke or fumes from the surrounding area could compromise the Détecteur de fumée connecté : kitchen, flue, garages (exhaust gas), stove, boiler, combustion radiators, etc.
- Near to heating appliances, windows, ventilation outlets, air conditioning units, fans or any other equipment that could produce air currents
- Near to a location which is warmer or cooler than the rest of the room (uninsulated walls, hatches, etc.)

Position the Détecteur de fumée connecté in accordance with the applicable building standards.

Ceiling installation:

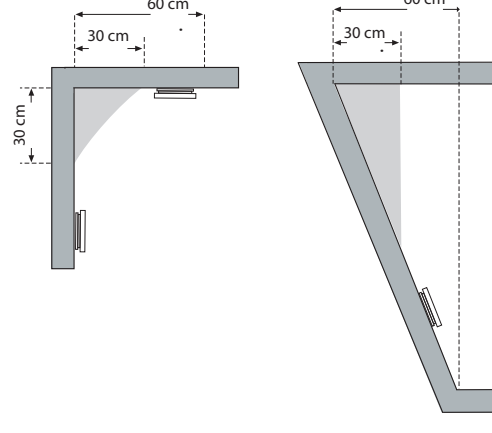
- Install the detector on the ceiling in the centre of the room and at least 30 cm from corners, walls, joists or other obstacles.

Wall installation:

- Install the detector on the wall, between 30 cm and 60 cm from the ceiling.

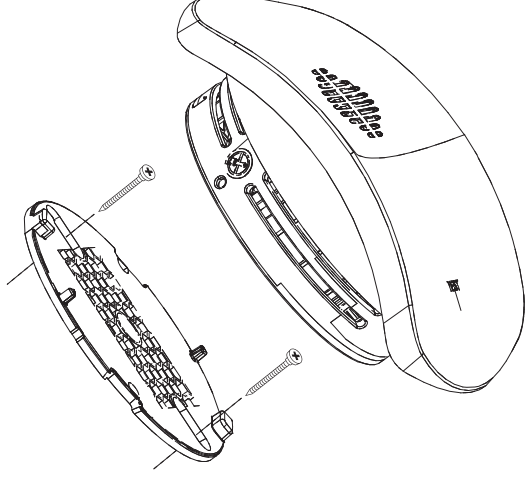
Sloping ceiling installation:

- Install the detector between 30 cm and 60 cm vertically from the highest point on the ceiling.



Installing the Détecteur de fumée connecté

- Remove the Détecteur de fumée connecté base plate by turning it anticlockwise.
- Place the base plate in the specified location and mark the location of the two mounting holes using a pencil.
- Use the 2 mounting screws and the plugs provided.
- Affix the base plate securely.
- Once the batteries are in place, you can link the Détecteur de fumée connecté with the TaHoma Box.
- Affix the detector on the base plate by turning it clockwise until it locks.



Link with the TaHoma Box

To link the Détecteur de fumée connecté with the TaHoma Box, the two devices must be paired.

On the TaHoma Box interface, select the  tab.

- Click on the Configuration tab represented by the cog symbol.
- Click on the "I0" tab, then "Add".
- Select the "sensor" tab
- Follow the procedure shown.

Once the link has been established with the TaHoma Box, the Détecteur de fumée connecté can be used via the TaHoma Box interface.

Linking with another Détecteur de fumée connecté

The link with another Détecteur de fumée connecté in the house is established automatically.

Restoring the original configuration

Press the Détecteur de fumée connecté test button until you hear 6 beeps.
The Détecteur de fumée connecté is now reset to the factory configuration.

Technical data

Integrated alarm	85 dB
Supply	9 Vdc 6LR61 (DURACELL MN1604, EVEREADY 522, GP1604A)
Supply	3 Vdc CR123 (DURACELL ULTRA 123, ENERGIZER 123)
Battery life	5 years
Radio frequency	868-870 MHz io homecontrol [®] , two-way Tri-band
Frequency bands and maximum power used	868,000 MHz - 868,600 MHz e.r.p. <25 mW 868,700 MHz - 869,200 MHz e.r.p. <25 mW 869,700 MHz - 870,000 MHz e.r.p. <25 mW
Operating temperature	0°C to +60°C
Dimensions in mm (H x W x D)	120 x 146 x 48 mm
Weight	250 g

Somfy hereby declares that this product is in compliance with the requirements of Directive 2014/53/EU. The full text of the Declaration of Conformity is available at www.somfy.com/ce.

EN 14604 :2005
+AC2008



15

0333

0333-CPR-292 133-1

Organisme Certificateur gérée par:
AFNOR Certification
11 rue Francis de Pressensé

93571 LA PLAINE ST DENIS Cedex